

Scaled data based on original data using
LM-79-08 Approved Method: Electrical and Photometric Measurements of Solid-
State Lighting Products

Test Report Prepared for
Cooper Lighting Solutions
(formerly Eaton)

Brand: McGRAW-EDISON

Report Number: P200354

Luminaire Tested: **GWC-AF-02-LED-E1-T3-7050-1200**

Issue Date: 3/3/2020

Test Information

Test Method: LM-79-08
Report Number: P200354
TEST IS SCALED FROM IESNA LM-79-08 TEST DATA (P24140)
Test Lab: INNOVATION CENTER P2
Issue Date: 3/3/2020
Manufacturer: COOPER LIGHTING SOLUTIONS (FORMERLY EATON)
Product Line: MCGRAW-EDISON
Catalog Number: GWC-AF-02-LED-E1-T3-7050-1200
Description: GALLEON WALL LUMINAIRE
(2) 70 CRI, 5000K, 1200mA LIGHTSQUARES WITH 16 LEDS EACH AND TYPE III OPTICS
Light Source: -
Ballast/Driver: ELECTRONIC DRIVER

Summary

Lumens per Lamp: N/A
Luminaire Lumens: 13630 lumens
Efficiency: N/A
Efficacy: 105.7 lumens/watt
Luminous Opening: Rectangular (W 1' x L: 0.5' x H: 0')
IES Classification: Type III - Short - Full Cutoff
BUG Rating: B2 - U0 - G2

Input Watts (W): 129
Input Voltage (V): NR
Input Current (Ain): NR
Voltage Rise (V): NR
Power Factor: NR
Total Harmonic Distortion (THDi): NR
Frequency (hertz): 60
Stabilization Time: NR
Operation Time: NR
Ambient Temperature (°C): NR
Test Distance: 25 FT

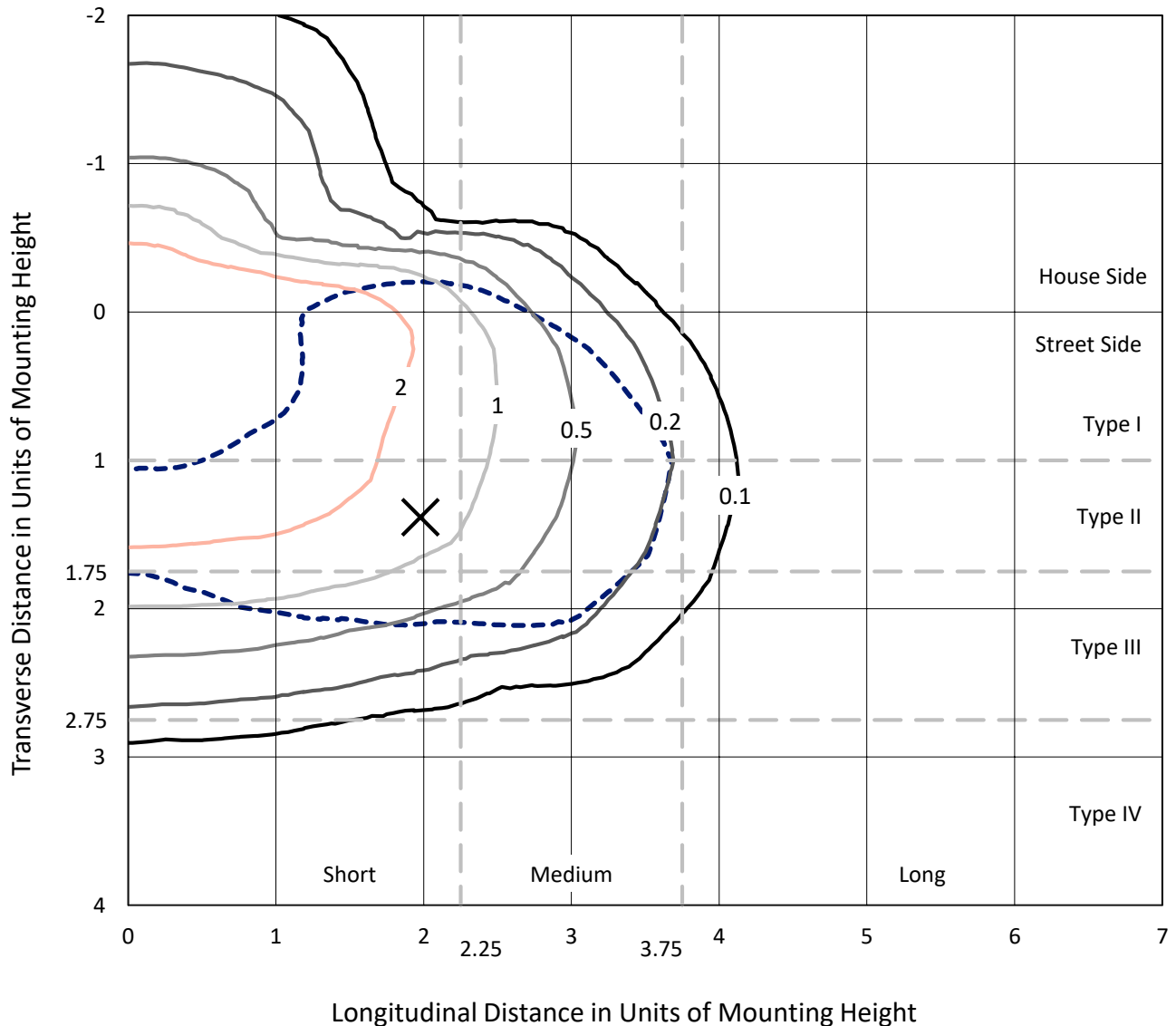


REPORT NUMBER: P200354

CATALOG NUMBER: GWC-AF-02-LED-E1-T3-7050-1200

Iso-Footcandle Lines of Horizontal Illumination

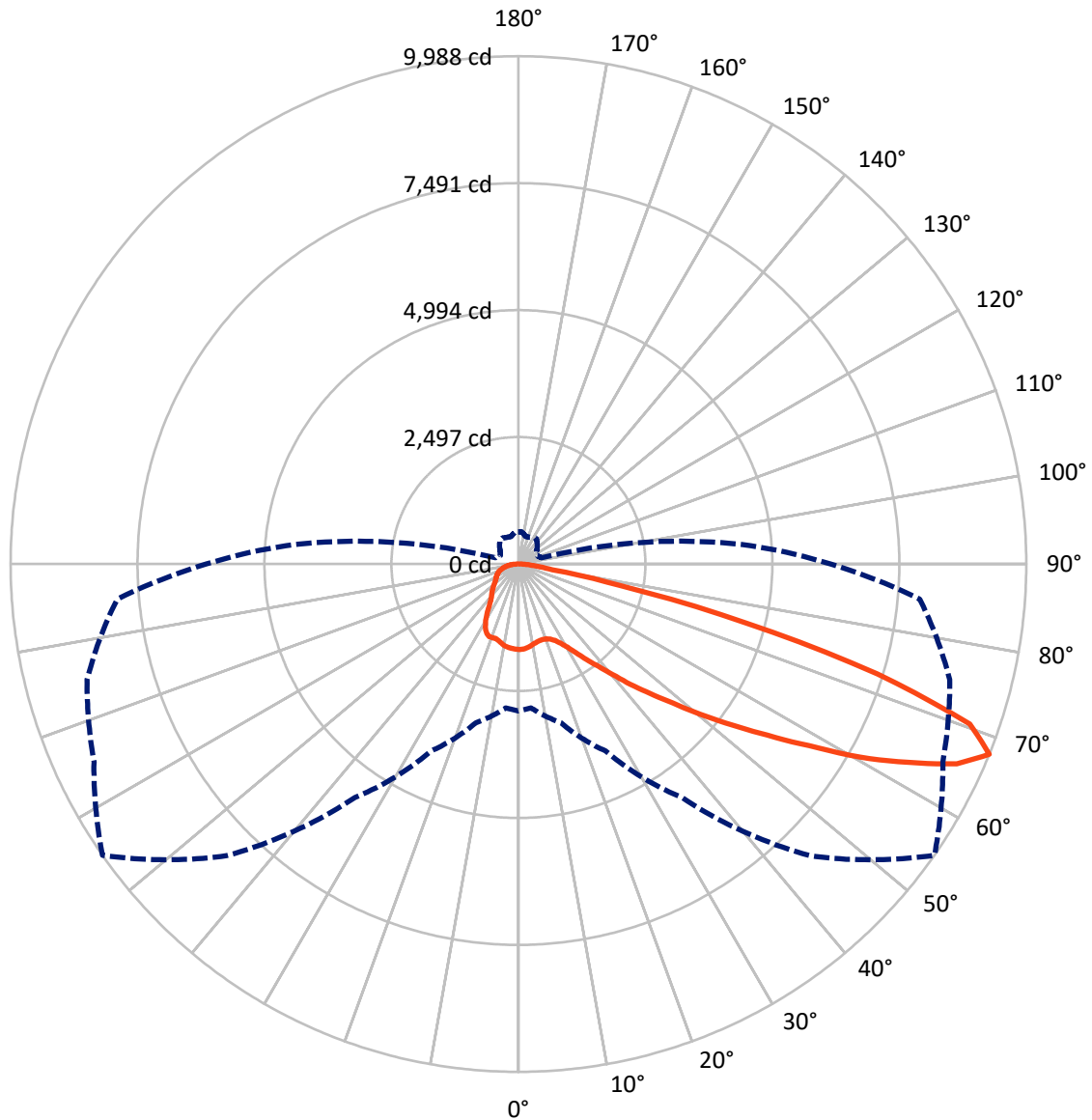
× Max cd
 - - - 1/2 Max cd



Based on 20 foot mounting height. Maximum calculated value = 4.3 fc
 Type III - Short - Full Cutoff

REPORT NUMBER: P200354
CATALOG NUMBER: GWC-AF-02-LED-E1-T3-7050-1200

Luminous Intensity Polar Plot



— Vertical Plane Through 55-Deg Lateral - - - Horizontal Cone Through 67.5-Deg Vertical

REPORT NUMBER: P200354

CATALOG NUMBER: GWC-AF-02-LED-E1-T3-7050-1200

FLUX DISTRIBUTION:

		Downward	Upward	Total
House Side	Lumens	2944.4	0.0	2944.4
	% Fixture	21.6	0.0	21.6
Street Side	Lumens	10685.6	0.0	10685.6
	% Fixture	78.4	0.0	78.4
Total	Lumens	13630.0	0.0	13630.0
	% Fixture	100.0	0.0	100.0

Coefficient of Utilization

ZONAL LUMENS:

Zone	Lumens	% Fixture
0°-10°	156.9	1.2
10°-20°	444.3	3.3
20°-30°	744.3	5.5
30°-40°	1223.9	9.0
40°-50°	2060.2	15.1
50°-60°	3242.6	23.8
60°-70°	3869.7	28.4
70°-80°	1661.7	12.2
80°-90°	226.6	1.7
90°-100°	0.0	0.0
100°-110°	0.0	0.0
110°-120°	0.0	0.0
120°-130°	0.0	0.0
130°-140°	0.0	0.0
140°-150°	0.0	0.0
150°-160°	0.0	0.0
160°-170°	0.0	0.0
170°-180°	0.0	0.0
0°-90°	13630.0	100.0
0°-180°	13630.0	100.0



REPORT NUMBER: P200354

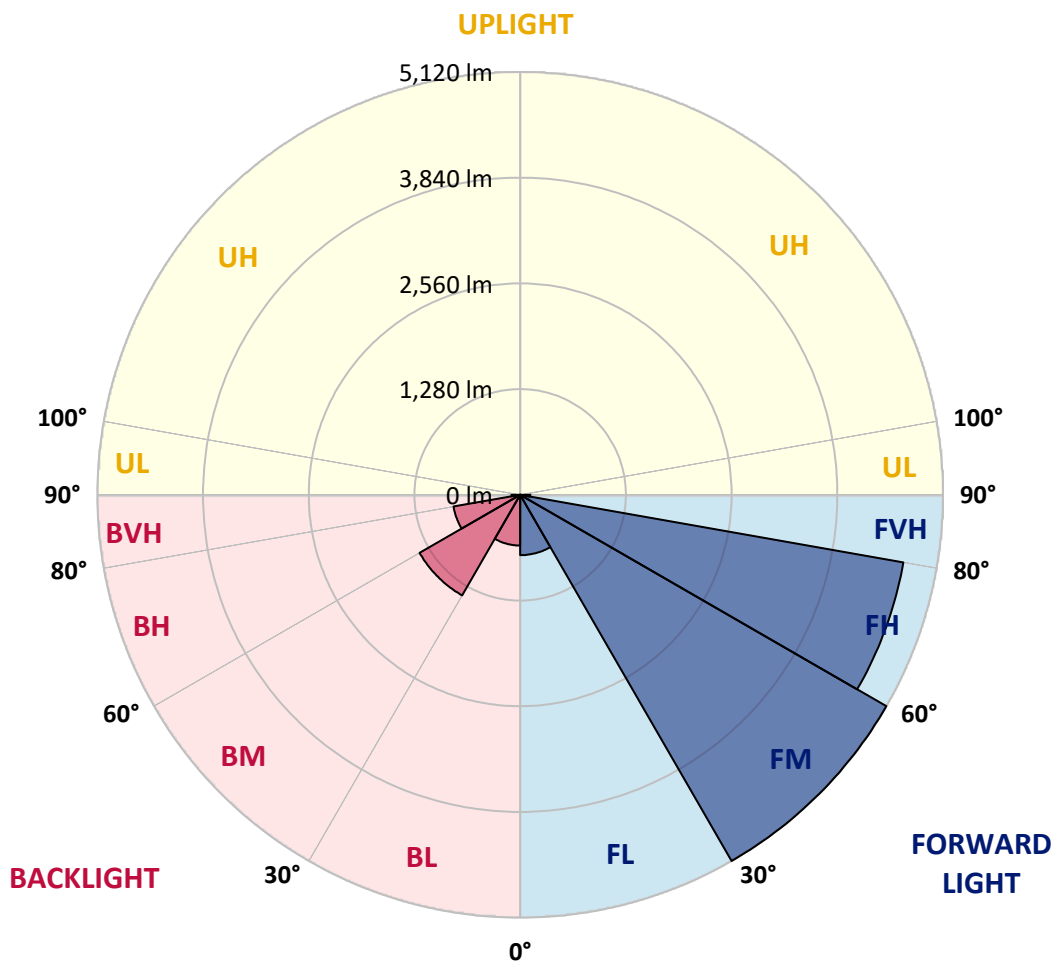
CATALOG NUMBER: GWC-AF-02-LED-E1-T3-7050-1200

LUMINAIRE CLASSIFICATION SYSTEM LUMEN TABLE AND BUG RATING:

Zone	Lumens	% Fixture	Zone Rating/Lumen Limit		
			B	U	G
FL (0°-30°)	730.6	5.4			
FM (30°-60°)	5120.4	37.6			
FH (60°-80°)	4712.0	34.6			G2/5000
FVH (80°-90°)	122.6	0.9			G2/225
BL (0°-30°)	614.8	4.5	B2/1000		
BM (30°-60°)	1406.2	10.3	B2/2500		
BH (60°-80°)	819.4	6.0	B2/1000		G2/1000
BVH (80°-90°)	103.9	0.8			G2/225
UL (90°-100°)	0.0	0.0		U0/0	
UH (100°-180°)	0.0	0.0		U0/0	

BUG Rating: B2-U0-G2

Type III Short





REPORT NUMBER: P200354

CATALOG NUMBER: GWC-AF-02-LED-E1-T3-7050-1200

CANDELA DISTRIBUTION (FULL):

	0°	5°	15°	25°	35°	45°	55°	65°	75°	85°	90°
0°	1680.7	1680.7	1680.7	1680.7	1680.7	1680.7	1680.7	1680.7	1680.7	1680.7	1680.7
2.5°	1666.2	1666.9	1668.2	1673.5	1678.1	1676.8	1677.4	1674.8	1674.1	1670.2	1674.1
5°	1645.2	1647.2	1647.8	1656.4	1661.6	1663.0	1661.0	1657.7	1653.7	1649.8	1651.8
7.5°	1597.1	1602.4	1603.0	1614.9	1623.5	1634.6	1635.3	1636.0	1634.0	1631.4	1635.3
10°	1566.8	1568.2	1567.5	1576.1	1582.6	1595.1	1602.4	1614.9	1620.2	1621.5	1624.1
12.5°	1564.9	1563.5	1561.6	1561.6	1559.6	1564.9	1578.0	1595.8	1608.3	1612.3	1615.6
15°	1585.9	1585.3	1578.7	1568.8	1556.3	1552.4	1563.5	1583.3	1599.8	1608.3	1611.6
17.5°	1633.3	1629.4	1618.8	1596.5	1569.5	1558.9	1560.3	1576.7	1595.8	1607.0	1610.3
20°	1720.2	1720.2	1697.8	1655.7	1607.7	1582.6	1570.8	1580.7	1599.1	1614.2	1618.8
22.5°	1870.3	1871.6	1834.1	1765.0	1684.0	1630.7	1601.1	1599.1	1620.8	1637.9	1643.2
25°	2083.0	2077.7	2025.0	1926.3	1803.2	1715.0	1663.6	1651.8	1670.2	1689.3	1695.9
27.5°	2330.5	2311.4	2248.9	2129.7	1970.4	1841.4	1762.4	1743.3	1761.0	1782.8	1789.4
30°	2575.4	2555.7	2481.3	2350.9	2173.8	2010.6	1897.3	1866.4	1891.4	1922.3	1926.3
32.5°	2820.3	2820.3	2737.4	2585.3	2392.4	2212.7	2077.0	2040.2	2081.7	2119.2	2127.7
35°	3113.3	3114.6	3034.3	2851.2	2643.9	2453.6	2304.2	2277.2	2339.7	2366.1	2386.5
37.5°	3473.4	3480.6	3377.3	3156.1	2928.9	2728.8	2551.0	2514.2	2576.7	2648.5	2714.3
40°	3862.4	3871.7	3757.8	3485.2	3258.1	3048.7	2856.5	2790.0	2894.0	3031.0	3115.9
42.5°	4233.7	4281.1	4171.2	3890.8	3646.5	3429.9	3235.1	3138.3	3268.6	3475.3	3549.1
45°	4770.3	4804.5	4612.9	4358.8	4129.1	3886.8	3628.7	3526.7	3709.1	3969.8	3984.9
47.5°	5127.8	5102.1	5004.7	4846.7	4701.2	4474.7	4086.3	3974.4	4216.6	4523.4	4438.5
50°	5318.0	5325.9	5312.8	5322.0	5327.2	5185.0	4647.2	4493.8	4782.8	5153.4	4957.9
52.5°	5495.8	5443.1	5486.6	5702.5	5963.2	5910.5	5257.5	5097.5	5389.8	5852.6	5507.0
55°	5491.8	5411.5	5553.1	5934.2	6499.7	6560.3	5942.8	5758.5	6031.7	6602.4	6088.9
57.5°	5297.6	5301.6	5519.5	6018.5	6873.7	7171.2	6738.1	6461.6	6712.4	7362.2	6620.2
60°	5030.3	5066.5	5380.6	6004.7	7173.2	7672.2	7713.7	7219.3	7379.3	8052.7	7060.0
62.5°	4599.1	4637.3	5070.5	5861.2	7127.8	8154.8	8595.9	8079.1	8076.4	8471.4	7189.0
65°	3919.1	3907.9	4362.8	5324.6	6746.6	8511.6	9472.1	8822.3	8601.8	8478.0	6929.6
67.5°	2890.1	2840.1	3230.4	4055.3	5607.7	8112.0	9987.6	9209.4	8780.9	7920.4	6137.0
70°	1499.7	1449.7	1765.7	2368.0	3688.0	6331.2	9416.8	9009.3	8385.2	6639.3	4807.8
72.5°	641.2	632.7	761.0	1038.9	1784.1	3651.8	7383.9	7798.0	7194.9	4946.7	3305.5
75°	431.2	428.6	476.6	566.2	802.5	1481.9	4620.8	5535.3	5264.0	3067.2	1859.1
77.5°	338.4	335.1	363.4	406.9	520.1	584.6	2050.7	2971.7	2750.5	1335.1	813.7
80°	264.7	262.0	279.8	303.5	373.9	368.7	674.8	1182.4	915.1	511.5	395.7
82.5°	208.7	208.7	223.2	223.8	265.3	251.5	352.2	520.7	456.9	298.2	242.3
85°	190.9	190.9	206.1	167.2	173.1	158.7	218.6	308.8	289.7	122.5	105.3
87.5°	96.1	93.5	173.1	148.1	94.1	84.3	106.7	149.4	160.6	67.8	52.7
90°	0.0	0.0	0.0	0.0	0.0	0.0	0.0	0.0	0.0	0.0	0.0



REPORT NUMBER: P200354

CATALOG NUMBER: GWC-AF-02-LED-E1-T3-7050-1200

CANDELA DISTRIBUTION (continued):

	95°	105°	115°	125°	135°	145°	155°	165°	175°	180°
0°	1680.7	1680.7	1680.7	1680.7	1680.7	1680.7	1680.7	1680.7	1680.7	1680.7
2.5°	1672.8	1672.2	1673.5	1674.1	1679.4	1686.7	1689.9	1694.6	1697.2	1695.9
5°	1653.1	1654.4	1659.7	1663.6	1672.8	1684.7	1691.3	1696.5	1701.1	1699.2
7.5°	1636.6	1639.9	1647.8	1651.1	1656.4	1659.7	1659.0	1661.0	1664.9	1660.3
10°	1627.4	1631.4	1637.3	1632.7	1620.2	1602.4	1585.9	1577.4	1580.0	1576.7
12.5°	1618.2	1623.5	1618.8	1597.1	1562.2	1539.2	1526.7	1528.0	1533.9	1535.2
15°	1612.9	1614.9	1595.1	1554.3	1518.8	1515.5	1522.1	1520.8	1521.4	1521.4
17.5°	1612.9	1607.7	1570.8	1530.0	1514.8	1508.9	1488.5	1462.8	1451.6	1447.7
20°	1621.5	1607.7	1562.9	1535.9	1503.0	1452.3	1398.3	1350.9	1329.8	1323.9
22.5°	1647.2	1623.5	1585.3	1538.5	1445.0	1360.1	1274.5	1217.9	1179.7	1173.2
25°	1699.2	1672.8	1629.4	1503.6	1352.9	1231.7	1134.3	1071.1	1032.9	1027.7
27.5°	1790.0	1772.9	1653.1	1426.6	1230.4	1100.7	1010.5	961.8	933.5	931.5
30°	1926.9	1918.4	1641.2	1312.7	1079.7	973.7	930.2	901.9	880.9	880.2
32.5°	2145.5	2076.4	1602.4	1173.8	942.1	883.5	865.7	848.6	832.1	832.1
35°	2426.6	2204.1	1528.7	1025.0	858.5	833.5	811.1	784.1	762.4	761.0
37.5°	2757.1	2283.1	1396.3	905.2	819.0	799.9	767.0	726.8	688.6	682.0
40°	3090.9	2306.8	1210.0	831.5	794.0	766.3	726.1	678.7	641.9	639.9
42.5°	3397.0	2261.4	1012.5	780.8	768.9	732.1	689.9	647.8	618.8	618.2
45°	3653.8	2143.5	846.6	732.7	742.6	701.1	663.6	629.4	607.0	602.4
47.5°	3895.4	1977.0	730.1	682.0	716.3	684.0	652.4	620.2	598.4	595.1
50°	4175.8	1797.3	648.5	632.7	693.2	678.1	661.6	628.1	591.8	587.9
52.5°	4515.5	1641.9	584.6	589.2	675.5	686.0	685.3	650.4	587.2	582.0
55°	4894.7	1469.4	536.5	553.7	668.2	700.5	691.3	671.5	591.2	583.3
57.5°	5268.0	1268.0	503.0	526.7	657.7	699.2	662.9	634.6	600.4	589.2
60°	5547.8	997.4	477.3	503.0	634.6	677.4	632.0	594.5	598.4	589.9
62.5°	5566.2	770.9	446.4	482.6	599.7	655.7	611.6	576.7	607.0	599.1
65°	5239.0	582.6	416.7	458.2	562.2	641.9	591.8	566.8	624.8	616.2
67.5°	4410.8	468.7	391.7	433.2	524.7	612.9	574.1	557.6	640.6	625.4
70°	3184.4	399.6	367.4	402.9	491.1	580.0	558.3	541.2	597.8	574.1
72.5°	1960.5	346.3	339.7	362.7	465.4	545.8	534.6	510.2	538.5	519.4
75°	978.9	300.2	308.8	323.2	429.2	506.9	495.1	470.7	474.7	470.7
77.5°	468.7	256.8	272.6	283.7	382.5	462.8	450.3	425.3	420.7	421.3
80°	296.9	214.6	229.8	237.7	341.7	411.5	399.0	373.9	426.6	395.7
82.5°	185.7	174.5	178.4	192.9	297.6	358.1	341.7	319.3	384.5	304.2
85°	102.7	121.8	127.1	139.6	229.1	299.5	283.1	254.8	228.4	224.5
87.5°	61.2	72.4	74.4	83.6	154.1	216.6	191.6	181.7	150.8	150.1
90°	0.0	0.0	0.0	0.0	0.0	0.0	0.0	0.0	0.0	0.0

(END OF REPORT)